

OMEGA LIGHT Roof Underlay

is an extremely diffusive underlay with two two-way acrylate adhesive strips for installation directly on the thermal insulation or the wood sheathing, on a pitched roof as roofing underlay or as wind-proofing for the wall. Raintightness proved by Holzforschung Austria. (Report no. : 301/2003/1-T/HH)



ADVANTAGES

- rain-tight, wind-tight
- uv-stabilized
- 100% recyclable
- easy to cut
- anti-glare
- anti-slip

FIELD OF APPLICATION

- for vented pitched roofs
- for ventilated closed facades

RECOMMENDED PRODUCTS

	PE NDB Nail Sealing Tape DSK
	OMEGA NDB Nail Sealing Tape DSK
	OMEGA FROZEN Adhesive Paste
	OMEGA NDB Nail Sealing Tape ESK
	OMEGA QUILLI Sealing Compound

AVAILABLE DIMENSIONS

Article number	Type	Roll width	Roll length	Rolls / Pallet	Total area
20MELI	Standard	1.5 m	50 m	30 rolls	2250 m ²
2FHDS3	Standard	3 m	50 m	30 rolls	4500 m ²
20MELIPLWS	SK DUO	1.5 m	50 m	30 rolls	2250 m ²

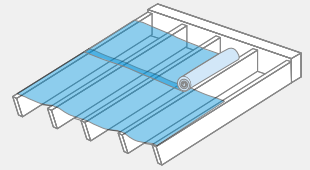
TECHNICAL DATA

sd-value	0.025 (+ 0,035 / - 0,01) m	Material composition	3-layer PP fleece with two two-way acrylate adhesive strips
Thickness	0.6 mm	Temperature resistance	-40–80 (short-term 100 °C) °C
Weight	145 (±5) g/m ²	Colour	Anthracite
UV-resistance	4 weeks	Resistance to water flow	W1
Resistance to water flow	EN 1928	Elongation - lengthwise	40 - 110 %
Elongation - crosswise	60 - 120 %	Elongation	EN 12311-1
Tensile strength - lengthwise	305 (±40) N / 50 mm	Tensile strength - crosswise	225 (±20) N / 50 mm
Tensile strength	EN 12311 - 1	Tear propagation resistance - lengthwise	170 (-17/+30) N
Tear propagation resistance - crosswise	230 (±50) N	Tear propagation resistance	EN 12310-1
Storage	cool and dry	Fire performance	E
Fire performance	EN 13501_1 / EN 11925_2		

OMEGA LIGHT Roof Underlay

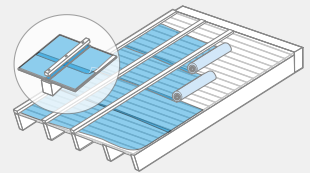
(1) UNDERLAY (UNSUPPORTED)

OMEGA roof Underlay is nailed parallel to the eaves with a slight drape and laid and mechanically fixed above the rafters. Vertical overlaps/joins must always lie on a rafter. All overlaps must be bonded with OMEGA QUILLI Sealing Compound. Horizontal underlay panels can be joined using SK DUO adhesion as provided or with OMEGA QUILLI Sealing Compound (no pressure need be applied).



(2) UNDERLAY (SUPPORTED)

OMEGA roof underlay is laid on sheathing parallel to the eaves. The blankets are fixed with concealed nails spaced at 10 cm at the ridge-side edges (marks at edge). All overlaps/joins must be bonded with OMEGA QUILLI Sealing Compound (without applying pressure) or the integrated adhesive strips (applying adequate pressure). For the raintight version (temporary cover) a nail-seal under the counter batten (OMEGA QUILLI Sealing Compound or OMEGA NDB Nail Sealing Tape) is necessary. The single-sided nail-seal tape must be attached to the roof underlay directly beneath the counter batten!

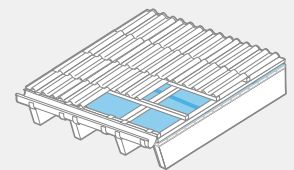


(3) EAVES CONSTRUCTION

We recommend an eaves construction with drainage below the gutter so that snowmelt build-up can easily drain off. We recommend the use of a metal sheet to drain off water.

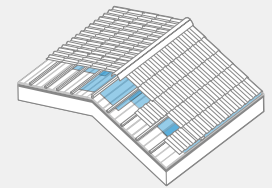
(4) RIDGE AREA

The ridge area is closed directly when covered with OMEGA roof underlay. This provides immediate protection against water penetration. In non-insulated lofts and/or ventilated interior insulation the ridge formation must be made open: the blankets end 3 cm before the ridge apex, counter battens are mounted and a 50 cm wide strip of OMEGA roof underlay must be attached over the roof apex.



(5) VALLEY INFORMATION

The first step in valley formation is to lay a continuous valley blanket.



(6) PENETRATIONS

Sections cut out for roof penetrations (extractor pipes, roof windows, chimneys, etc.) should be kept as small as possible and the ends of the sheets must be fixed so that no rain or snow can penetrate. To achieve a perfect seal the suitable adhesive technology by ISOCELL GmbH & Co KG must be used. Make sure that the substrate is clean! The manufacturer can accept no liability for mechanical damage. The applicable regulations and guidelines (e.g. of the ZVDH (Central Association of German Roofers) for Germany, Austrian Standard, ÖNORM B 4119, for Austria, ...) must be observed! The impermeability of micro-porous webs can be impaired by wood preservatives, chainsaw oil or oily substances. Our application technicians will be glad to inform you! *The roof underlay does not replace roof covering. The roof must be covered during the period of the specified weathering time. Early covering has a positive effect on the resistance to ageing.*

